

# PRE-DESIGNED PACKAGES



# TUPELO



The Tupelo Packages are the only packages that utilize a Square Post, plus Sign Panel Brackets and Deluxe Pyramid Caps to create a unique Wing Bracket Mount Package. The Sign Panel Bracket allows Wing Mounting or Double Post and Panel Mounting options.










*Pre-designed packages save time and money.*

*NOTE: All Signs come standard with High Intensity Prismatic (HIP) sheeting. All Street Name Signs come standard as a Flat, Double-Faced Sign Blade. Bases, Posts, Brackets and Hardware are powder coated semi-gloss black for an elegant look.*



*\*Specify Special Ground Mount*

ITEM CODE	Ground Type
RPOSZVS3400S	Soft Soil
OPOR3SSMWBK	Surface Mount Welded Plate


4-Way Intersection Package Options		Standard Ground Mount Package Codes	Special Ground Mount* Package Codes
Post System with Stop Sign & (2) 6" x 30" Blades	 For use on low volume roads with Speed Limits of 25 MPH or less	<b>O60100</b>	<b>O61100</b>
Post System with (2) 6" x 30" Blades		<b>O60200</b>	<b>O61200</b>
Post System with Stop Sign & (2) 9" x 36" Blades	 For use on higher volume, conventional roads with Speed Limits over 25 MPH	<b>O60150</b>	<b>O61150</b>
Post System with (2) 9" x 36" Blades		<b>O60250</b>	<b>O61250</b>
Traffic Sign Package Options		Standard Ground Mount Package Codes	Special Ground Mount* Package Codes
Post System with 30" STOP Sign		<b>O60300</b>	<b>O61300</b>
Post System with 36" YIELD Sign		<b>O60400</b>	<b>O61400</b>
Post System with 30" Warning Sign (Specify MUTCD Sign Code)		<b>O60500</b>	<b>O61500</b>
Post System with 24" x 30" SPEED LIMIT Sign (Specify Speed)		<b>O60650</b>	<b>O61650</b>
Post System with 12" x 18" Parking Sign (Specify Sign Legend)	  	<b>O60700</b>	<b>O61700</b>

Available in Post Sizes

# PRE-DESIGNED PACKAGE COMPONENTS




# TUPELO

Package Posts come in pre-determined 10', 12' or 14' lengths that ensure your signs meet the Federal mounting height requirements.

**3" Smooth Square Steel Post**  
**OPOS3S(XX)14BKPO**




**Post Base**  
**OPOZBS3SBQ13BK**

**Post System**




**Sign Panel Brackets**  
**OSIZ5SPS3BK**  
 (2 brackets and black set screws included in package)

**Sign Brackets**



**Galvanized Anchor Plate**  
**BA080APLATEUCH**  
 (keeps post from rotating)



**Self Tapping Metal Screw**  
**RH141HEX**  
 (2 screws included in package)

**Standard Ground Mount**



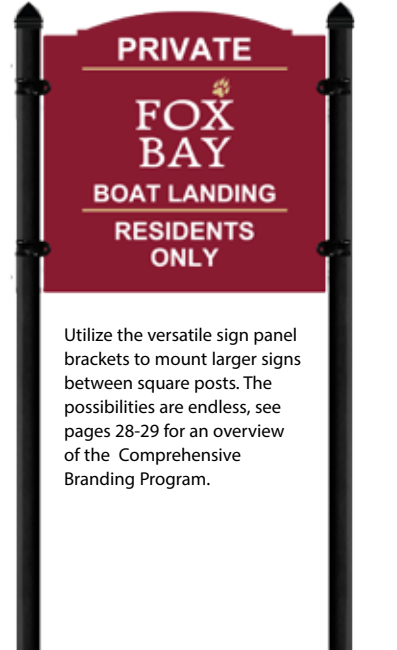
**RPOSZVS3400S**  
 Soft Soil

**Breakaway Mount**



**OPOR3SSMWBK**  
 Surface Mount Welded Plate

**Surface Mount**




Utilize the versatile sign panel brackets to mount larger signs between square posts. The possibilities are endless, see pages 28-29 for an overview of the Comprehensive Branding Program.

Sign Blades **OS15JHWH(X)** - 6" x 30"  
 Sign Blades **OS15CHWH(X)** - 9" x 36"  
 Double-Sided | White HIP | .125" thick aluminum\*  
 (2 sign blade sets included in package)  
**Choose Standard Color Scheme (X)**

*\*Note: Tupelo Packages utilize .125" aluminum street name signs. The extra thickness keeps long blades sturdy even in high winds.*


(A) **White on Green** (B) **White on Blue**  
 (C) **White on Brown** (D) **Black on White** (E) **White on Black**

**Sign Blades**




**Deluxe Pyramid Cap**  
**OPOZF53DP3BK**


**Finial**




**30" x 30"**  
 STOP Sign  
**S3030R11HA**  
 HIP Sheeting




**36" x 36" x 36"**  
 YIELD Sign  
**S3636R12HA**  
 HIP Sheeting



**30" x 30"**  
 Warning Sign  
**S3030(XXX)HA**  
 HIP Sheeting  
*\*Specify Legend*



**24" x 30"**  
 SPEED LIMIT Sign  
**S2430R21(XX)HA**  
 HIP Sheeting  
*\*Specify Speed*




**12" x 18"**  
 Parking Sign  
**S1218(XXXX)HA**  
 HIP Sheeting  
*\*Specify Legend*

**Traffic Signs**




**U-Bolt Clamps**  
**OTSBSZ3UBCLAMPBK**  
 (Set of 2 included in each package for mounting traffic sign to post)


**U-Bolt Clamps**




**30" x 30"**  
 Laminated Vinyl Backer  
**OTSBL3030BK**




**36" x 36" x 36"**  
 Laminated Vinyl Backer  
**OTSBL3636BK**



**30" x 30"**  
 Laminated Vinyl Backer  
**OTSBL3030BK**



**24" x 30"**  
 Laminated Vinyl Backer  
**OTSBL2430BK**



**12" x 18"**  
 Laminated Vinyl Backer  
**OTSBL1218BK**

**Traffic Sign Backers**

**Installation Tools**  
*SOLD Separately*

The allen wrench can be used to tighten the 2 bracket set screws.

**RHBSSKT100**  
 Allen Wrench Tool  
 For Set Screws

